





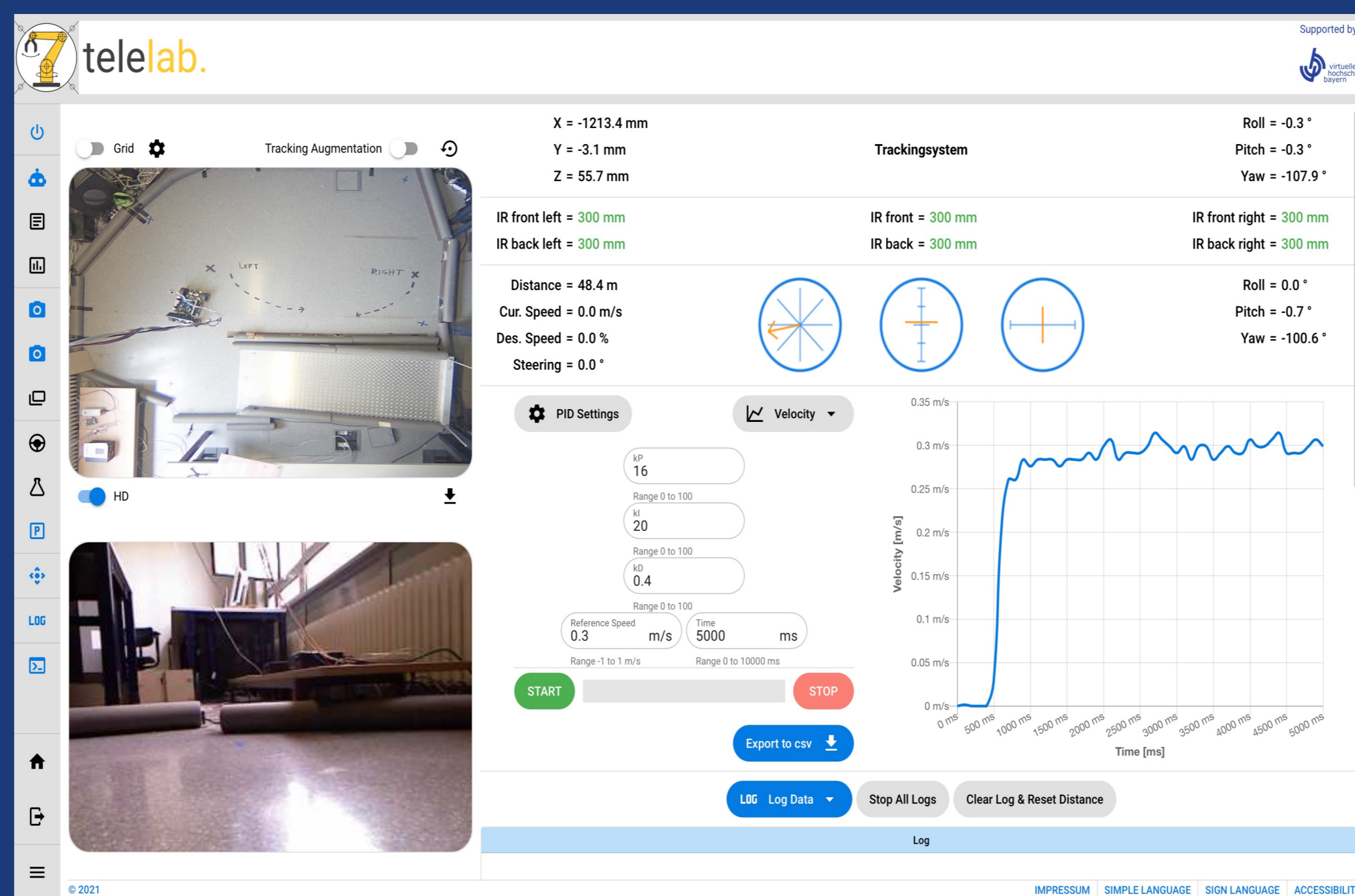
Tele-Experiments with mobile robots



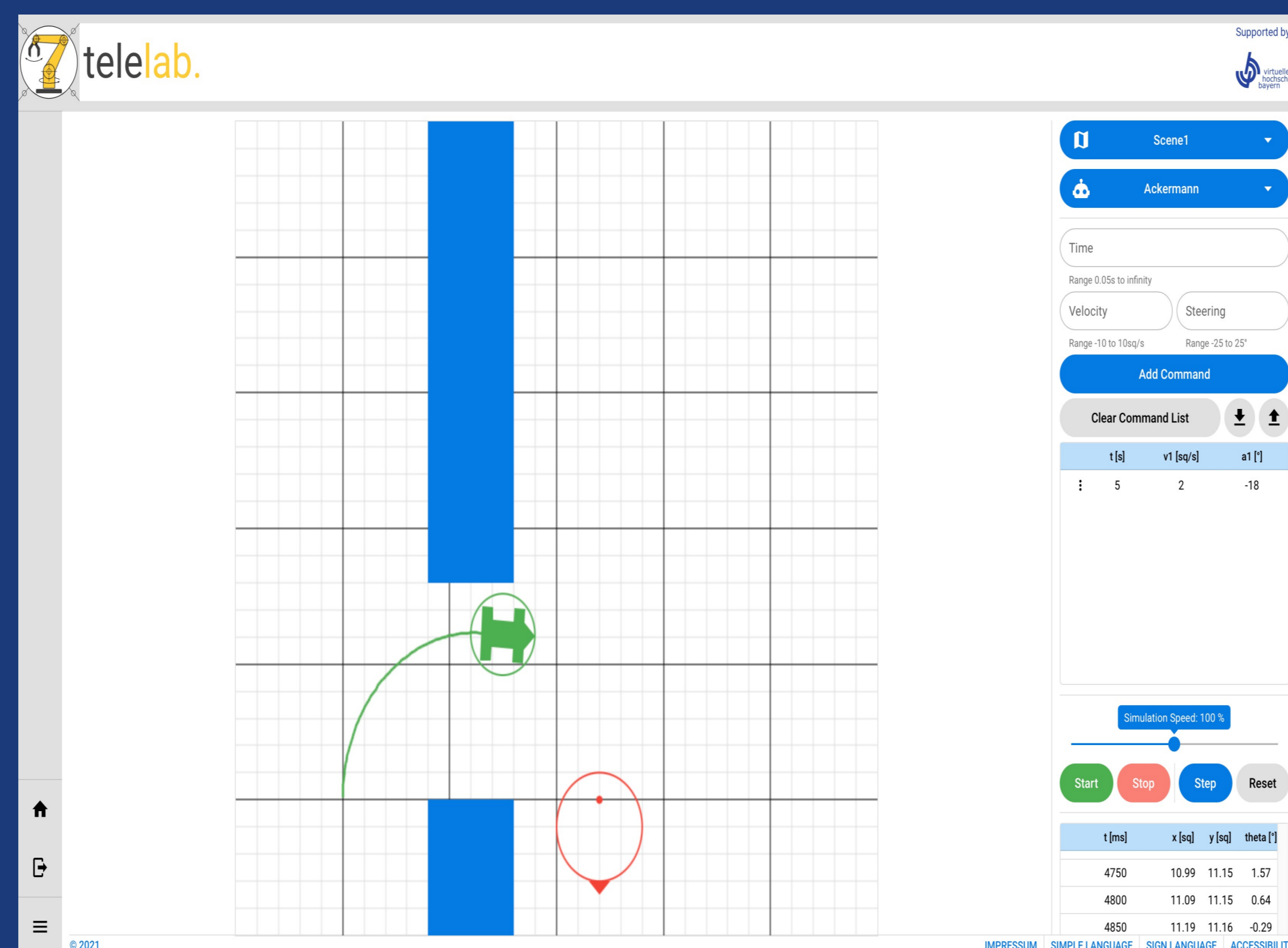
Experiment Area



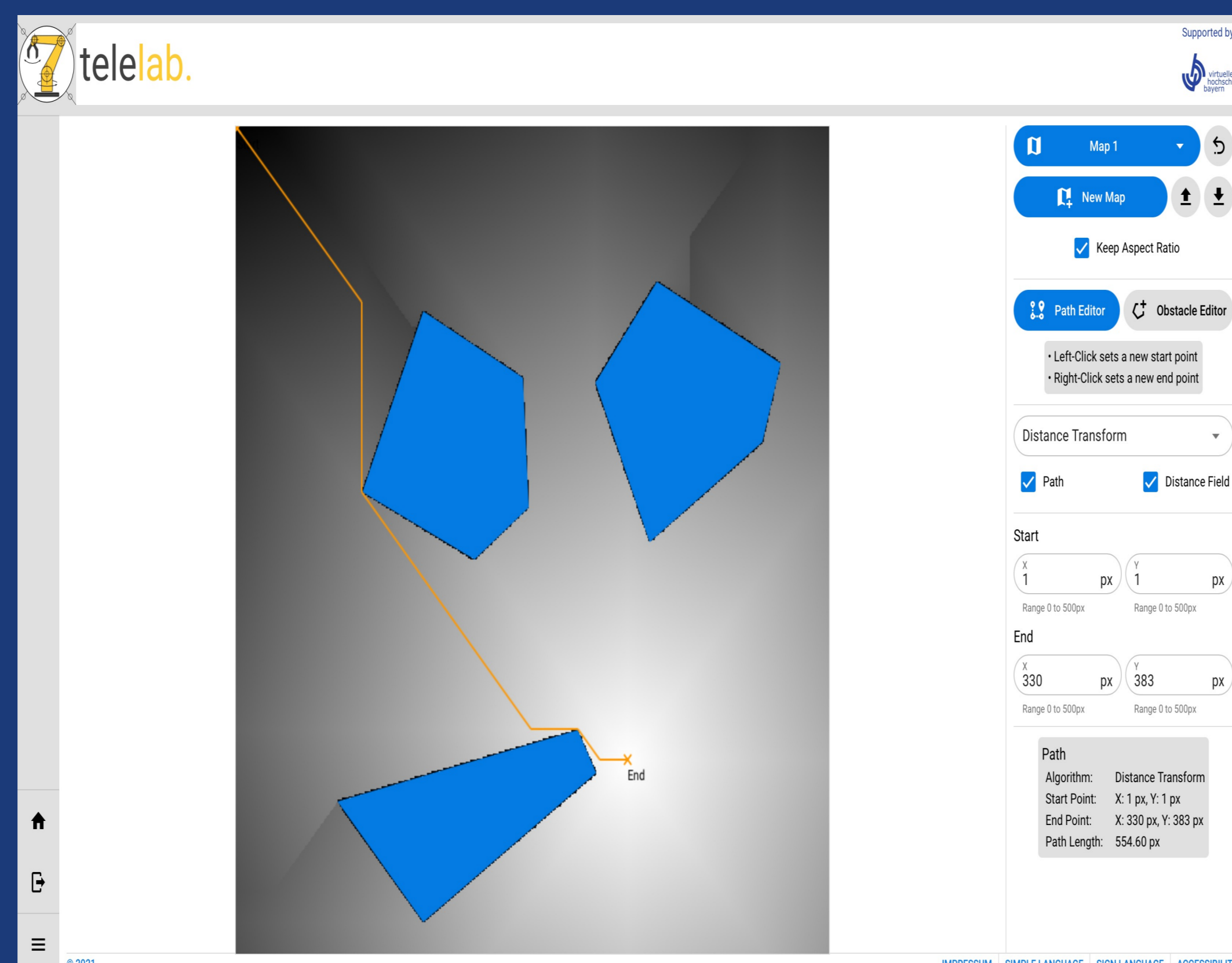
Ackermann
Steered Robot



Experiments on Indoor Mobile Robot



Simulation of Mobile Robot Kinematics



Experiments on Path Planning

- Navigation of MERLIN™ Robot
- Measurement, Sensing & Errors
- Tracking

- Holonomic, Non-holonomic Constraints
- Kinematic Models, Forward & Inverse Kinematics

- Path Planning
- Performance Comparison: Potential Field, Distance Transform & Road Map Algorithms

Supported by





How to take the course?


Register for the course




- Register with the vhb
 - <https://kurse.vhb.org/VHBPORTAL/kursprogramm/kursprogramm.jsp?Period=74&School=1&Section=103>
 - Click on “Tele-Experiments with Mobile Robots” and “zum Kurs anmelden”
- Make sure your registration is complete. It may happen that in case of missing documents after multiple reminders, your VHB account gets deactivated - this would lead to your telelab account getting deactivated or deleted after a short period of time and all your work up until that point is lost. So please make sure to submit all documents required by the VHB during registration.
- Wait until you receive a password reset link (can take upto 7 working days)
- Reset your password
- Login to our portal at <https://telelab.informatik.uni-wuerzburg.de>
- Depending on which course you take you will have multiple experiments to perform. All experiments that have to be completed by you will be displayed on your home screen.



Perform the experiments



Experiment Area



**Ackermann
Steered Robot**

For each experiment

- Read the tutorial
- Pass the online quiz (take note that you have a fixed number of attempts to pass the quiz)
- Perform the tasks from the tutorial (for practical tasks, you need to reserve time to use the robot), document your findings and write your report
- If you have questions, use the ticket system in our portal
- Upload your report. Even incomplete reports can be uploaded and you can overwrite your report as many times as you want.
- Once you are satisfied with your report, mark your report as final. It is important to remember that once you have marked your report as final, you can no longer edit or upload newer versions!
- Only reports marked as final will be evaluated

Wait for the results

- All reports are corrected together at the end of the Semester (September for Winter term and March for Summer Term), so please be patient.
- Make sure your postal address is up to date in vhb, this will be used to send out your certificates.
- After you have completed all experiments, uploaded the reports and marked them as final, please be patient.
- Reports from all students are evaluated together at the END of the semester (NOT Vorlesungszeit, but SEMESTER). This means end of September for summer semesters and end of March for winter semesters. Reports of all students are evaluated together to maintain fairness. Please do not send emails or open tickets asking for evaluation results, an email will be sent to you as soon as evaluation is complete. This happens during the last two weeks of each semester.